

**ERICSON  
LABORATOIRE**  
— PARIS UNIVERSITY —

TECHNICAL PROTOCOLE  
SPECIFIC TREATMENTS  
**SKIN RENEWAL**

ENZYMACID  
ACCELERATED EXFOLIATION  
TRIPLE PEELING



## ENZYMACID RESURFACING PEELING TECHNOLOGY

Cosmetology is developing increasingly close ties with dermatology and treatments are now directly inspired by aesthetic medicine. "Fast" or peeling exfoliation is

part of the treatments used by dermatologists or medical beauty clinics to correct skin imperfections and boost cell renewal.

**Always at the forefront of innovation, ERICSON LABORATOIRE now offers a high performance exfoliation method, combining 3 "hi-tech" dermocosmetic innovations, inspired by the latest medical beauty treatments...**

- Microdermabrasion: silice micro-cristals
- High concentrations of alpha hydroxy acids: a 70% solution of Glycolic acid
- Stabilized enzymes with sustained action over 12 weeks: cross-linked papain polymers




**This multi-action Peeling treatment is one of the new skincare technologies, which dramatically improves the quality of skin tissue.**

- Mechanical action with immediate removal of superficial layers and dead cells.
- Instant chemical action on skin smoothness and bright complexion with a "lighting" effect.
- Long-lasting biological action over several weeks, encouraging tissue renewal.
- Revitalizing action on skin cells and skin tone.

**This dermo-aesthetic treatment tackles several types of skin problems:**

- Dull complexion
- Smoker's skin
- Blotches
- Excessive pigmentation
- Thickening of the skin
- Superficial spots
- Residual scars
- Surface wrinkles
- Tired skin

Used regularly, these treatments dramatically and visibly restore the condition of the skin, and are perfect used in combination with any medical beauty treatment protocols.



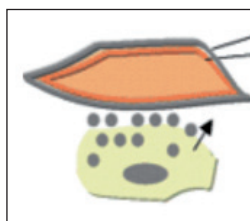


## EPIDERMAL DIFFERENTIATION, A BENEFIT FOR THE SKIN

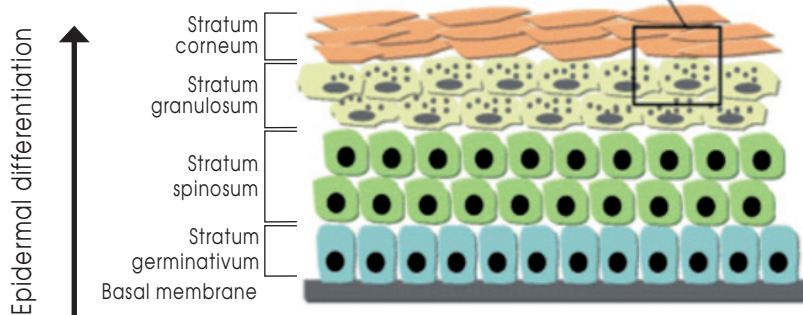
The terminal differentiation of the epidermis leads to the formation of the strong cornified layer. This layer of the epidermis essentially performs the role of skin barrier. The differentiated keratinocytes that form the stratum

corneum are attached to one another by mechanical bonds: desmosomes. The intercellular spaces are filled with a hydrophobic lipid substance arranged in multiple layers that keeps the stratum corneum watertight.

- 1- STRATUM BASALE: proliferation zone. The point at which the epidermis attaches to the basal membrane.
- 2- STRATUM SPINOSUM: area where the differentiation process begins.
- 3- STRATUM GRANULOSUM: area producing the corneum membrane proteins, crosslinking of specific enzymes and lipids.
- 4- STRATUM CORNEUM: area of flat cells with no nuclei, the corneocytes, connected by binding proteins: desmosomes. Mainly made up of water, keratin and lipids.



Lipid membrane  
Expulsion of lipids



## DIFFERENT TYPES OF PEELING

### MECHANICAL PEELING AND DERMABRASION

Microdermabrasion consists of mechanically removing the superficial layers of the epidermis and the metabolic waste that has accumulated there, preventing cell renewal.

ERICSON LABORATOIRE has combined aluminium oxide crystals with IRON GLUCONATE for even better results. It helps to exfoliate dead skin cells and hydrate the stratum corneum.

It also boosts vitamin C absorption, providing a brightening effect as well as increased collagen production.

### POWERFUL CHEMICAL PEELING

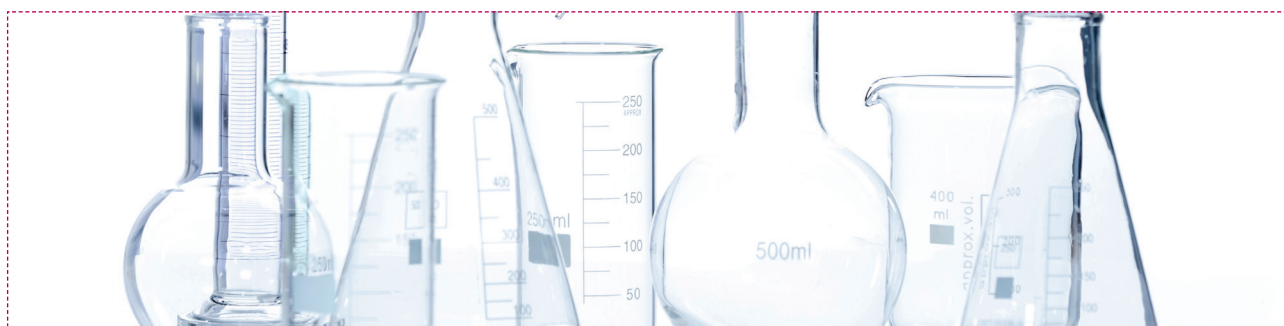
Chemical peeling consists of applying an acid solution to the skin promoting cell renewal in order to create "new skin". This type of peeling helps to renew the epidermis and has an effect on the skin texture. This result is obtained after a series of sessions of alpha hydroxy acid-based peels: glycolic or salicylic acid, for example.

It treats the first signs of skin aging, acts on blotches of various origins (pigment irregularities, actinic patches, post-inflammation pigmentation) and on superficial acne scars.

### ENZYMATIC PEELING

Enzymatic or protease exfoliators are able to weaken the chemical bonds holding corneocytes together, and to "digest" keratin proteins. Protease activity is an essential factor in shedding, closely linked to the proliferation of basal cells in the basal layer. The skin becomes softer to the touch and more luminous with no irritation.

There is now a new generation of enzymes: namely, STABILIZED PROTEASE. Stabilized protease can penetrate the uppermost layers of the skin owing to its immobilized nature. It retains all its activity due to its crosslinking and stabilization.



## X-PRESSIN, A STABILIZED AND HYPOALLERGENIC ENZYME

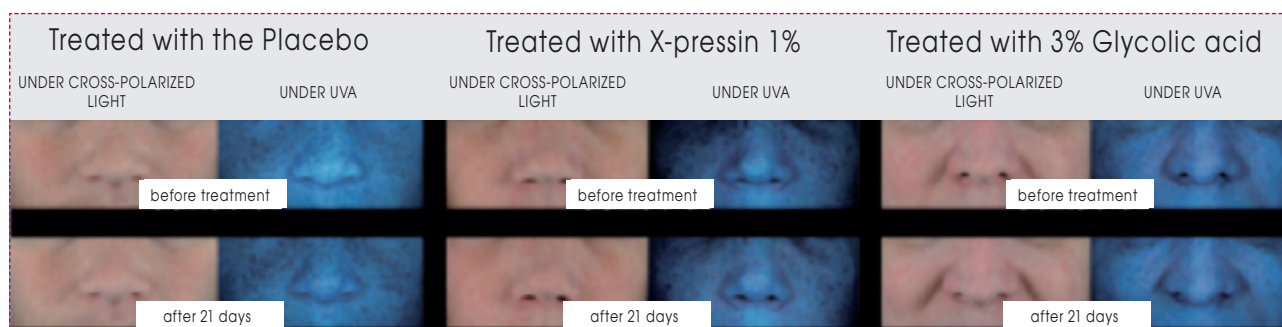
Our laboratories have developed a cross-linked papain molecule with a high molecular weight that preserves its protease activity.

Papain is a protease isolated from papaya latex (*Carica papaya*) known for its use in the pharmaceutical and cosmetics industries.

Crosslinking means creating links between the molecular chains. Crosslinked structures are generally prepared using heat and in the presence of a catalyst known as a crosslinking agent. Crosslinking papain enables superficial penetration into the skin and better action on its surface. Crosslinking protects papain from breaking down and increases its thermal stability.

### TEST No. 1: IN-VIVO STUDY OF X-PRESSIN

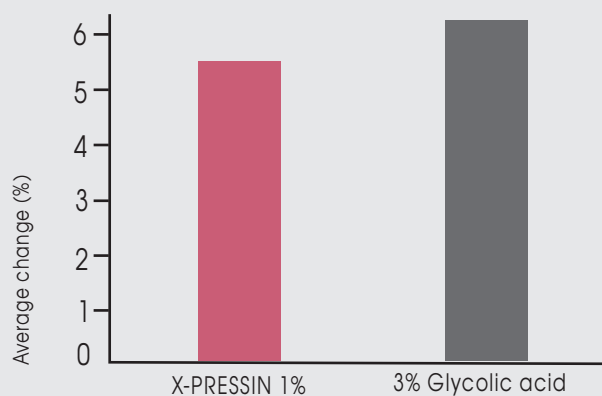
Evaluation of the exfoliating effect of X-PRESSIN compared to a placebo and a product containing 3% glycolic acid. Test conducted with 3 groups of 20 volunteers aged between 35 and 65.



X-PRESSIN is as effective as glycolic acid in improving the skin and less aggressive in terms of redness.

### TEST No. 2 : EFFECT ON SKIN RADIANCE

CHANGES IN THE SKIN'S RADIANCE AFTER 21 DAYS OF TREATMENT



- **12 hours** after the first application: improvement in the overall appearance of the skin. The skin is softer to the touch.

- **After 7 days:** the skin appears fresher and its texture is refined.

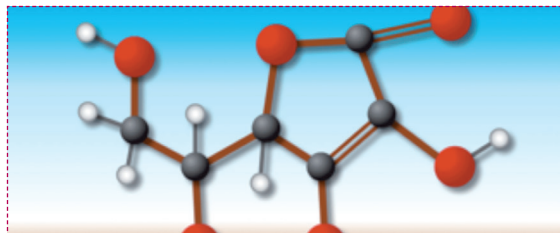
- **After 14 days:** the skin is bright and smoother.

- **After 21 days:** the skin is even and radiant.




## VIT.C TYPE AA2G, STABILIZED AND MORE EFFECTIVE WITH BRIGHTENING ACTION

VIT.C AA2G is a combination of vitamin C (ascorbic acid) stabilized with a long-duration glucose molecule. The glucose was grafted onto the hydroxyl group of the vitamin C: place of degradation of ascorbic acid. The glucose increases the stability of ascorbic acid when exposed to heat, pH, heavy metals and other degradation agents.



### REDUCTION OF MELANIN (IN VITRO)




Cells containing a large amount of melanin were tested with VIT.C AA2G for 12 hours before being stimulated with a melanin-stimulating substance. The latter showed little efficacy in stimulating the production of melanin, due to the efficacy of VIT.C AA2G.

The tests confirm the preventive effect against the formation of pigmented spots.

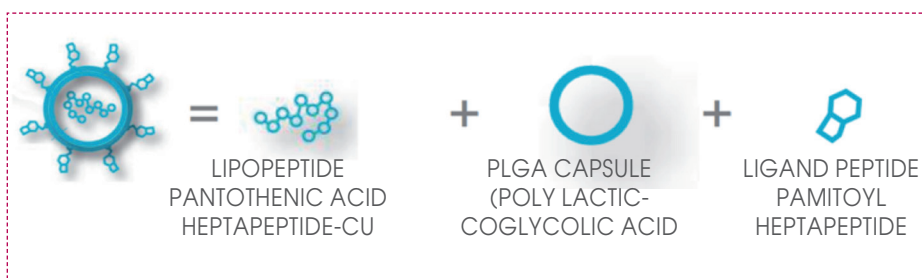
VIT.C AA2G, in contact with the skin, reacts with a skin enzyme:  $\alpha$ -glucosidase. This allows a slow diffusion of vitamin C and thus delivers all of its benefits to the cells. EFFECTS OF VIT.C AA2G:

- Brightening of the complexion
- Reduction of pigmented spots
- Increased production of collagen fibres: confirmed anti-aging effect.



## X50, GLYCOLIC AND LACTIC ACID CAPSULE (PLGA) DEEP AND LONG-LASTING ACTION

Our laboratories have chosen a DUAL ENCAPSULATION OF GLYCOLIC ACID + LACTIC ACID: PLGA TWO-LAYER CAPSULE, a smart molecule that is able to deliver its regenerating effect to the very heart of cells.



Indeed, this capsule is boosted with a LIPOPEPTIDE: combination of PANTOTHENIC ACID and a HEPTAPEPTIDE linked to a copper molecule (Cu). This new technology enables the products to work deeper and to stimulate the production of new collagen and elastic fibres in the dermis.

### EFFICACY TEST OF X50, PLGA CAPSULE



In-vivo test on volunteers aged 35 to 70 years with application of cream to the eye contour 2 times a day for 28 days.

#### **We observed the following:**

- A 33% reduction in deep wrinkles
- An improvement in skin elasticity of 19%.

This helps to significantly smooth the skin micro-surface.





## POWERFUL CHEMICAL PEELING AND HIGHLY-CONCENTRATED ACIDS

Our research laboratories have developed formulas with different concentrations for products intended for professional and for home use. The home use products have been formulated with AHA concentrations specially designed to give almost immediate exfoliation results, with no discomfort for the client.

On the other hand, the ENZYMACID products designed for treatment used by professionals have very high AHA concentrations and contain a **70%-solution of glycolic acid**. This high AHA concentration enables professionals to obtain

in depth results as the product is absorbed much deeper into the skin.

Professionals must be very careful in using this product and clients must protect themselves from the sun's rays.


The ENZYMACID line of products is one of a kind, as it combines the action of 8 acids that work in synergy in order to reactivate skin renewal. Glycolic, salicylic, lactic, ascorbic, mandelic, tartaric, mucic and citric acid will act in turn on the skin to achieve smoother, brighter, firmer skin, with a tighter texture and even complexion.

### GLYCOLIC ACID



It weakens the bonds between dead skin cells and the surface. The dead cells are replaced gradually, leaving softer skin with a more even texture.

### SALICYLIC ACID



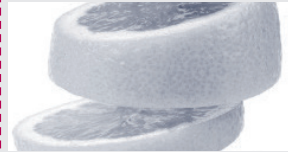
Bacteriostatic properties. Important non-comedogenic action. Cutting inflammatory reactions.

### LACTIC ACID



Soft exfoliation caused by lactic acid that continues glycolic acid's exfoliation process. It is also hygroscopic. It makes the skin suppler and better hydrated.

### CITRIC ACID



It has astringent, exfoliating and regenerating properties. It is recommended for tightening skin texture and evening the complexion. The skin becomes more translucent and brighter.

### MANDELIC ACID



It exfoliates gently, activates the divisions of epidermal cells, stimulates collagen and elastin production and thereby boosts the skin elasticity. Antibacterial and brightens skin.

### MUCIC ACID



It activates shedding and reduces lines and wrinkles. It regulates hydration and brightens the complexion. Strong antioxidant and sequestering powers.

### ASCORBIC ACID



Vitamin C is an enzymatic cofactor. It is required for collagen synthesis. It acts like a powerful antioxidant and its molecules are capable of fighting the effects of free radicals.

### TARTARIC ACID



Owing to its keratolytic activity, it is particularly recommended for treatments seeking to prevent the aging process by enabling cells to renew on the skin surface.

# PERFECTION SKIN CARE PRODUCTS

## RETAIL



**SOFT ENZYM MILK** - 250ml / Ref. E907

Restoring Make-Up Remover

**SOFT ENZYM LOTION** - 250ml / Ref. E908

Moisturizing Restoring Lotion

**SOFT ENZYM MOUSSE** - 150ml / Ref. E909

Cleansing Restoring Foam

**DERMAXID FACE PEELING** - 50ml / Ref. E910

Exfoliating Scrub

**GLYCO SERUM 70/10** - 30ml / Ref. E911

Exfoliating Restoring Serum

**PROZYM CREAM** - 50ml / Ref. E912

Moisturizing Cream

**INTRAZYM CREAM** - 50ml / Ref. E913

Nourishing Restoring Cream

**WHITEFLUID CREAM** - 30ml / Ref. E914

Protection Cream

**LIPAXID LIP CONTOUR** - 15ml / Ref. E915

Renovating Lip Contour Care

## PROFESSIONAL PRODUCTS



**SOFT ENZYM MILK** - 500-ml / Ref. E897

Restoring Make-Up Remover

**SOFT ENZYM LOTION** - 500-ml / Ref. E898

Moisturizing Restoring Lotion

**POST ACID MODELING MASK** - 200-ml / Ref. E903

Modeling Cream-Mask

**PEEL OFF MASK** - 200-ml / Ref. E904

Film-Forming Mask

**PROZYM CREAM** - 200-ml / Ref. E905

Moisturizing Cream

**WHITEFLUID PROTECTION CREAM** - 200-ml / Ref. E906

Protection Cream

**4-SESSIONS KIT** Ref. E899 :

- **DERMAXID FACE PEELING** - 4-ml x 4 / Ref. E900  
Gommage Exfoliant
- **GLYCO SERUM VIT C 70/30** - 2,5-ml x 4 / Ref. E901
- **GLYCO SERUM PLGA 70/40** - 2,5-ml x 4 / Ref. E902



# ENZYMACID PROFESSIONAL TREATMENT PROTOCOL

## ACCELERATED EXFOLIATION TRIPLE PEELING

Used regularly, ENZYMACID dramatically and visibly restores skin condition. It is the perfect addition to any beauty medical protocol.



### 1. CLEANSING

Cleanse the face and neck with SOFT ENZYM MILK (E897) and SOFT ENZYM LOTION (E898).



### 2. EXFOLIATION

Perform a complete face and neck scrub with DERMAXID FACE PEELING SCRUB (E900). Caution: do not press too hard, as the peeling effect is harsh. It contains aluminium oxide crystals identical to those used in microdermabrasion. Rinse thoroughly with warm water.



### 3.

Place two cotton pads soaked in BIOPTIC SOOTHING LOTION (E234) on the eyes to protect them.

Caution ! Further processing depends on the customer's skin type. For "normal" skin, we recommend the "HARD PEELING" and for fragile or more sensitive or sensitized skin prone to rosacea or any other skin irritation, we recommend the "SOFT PEELING".

## SOFT PEELING



### 4. SERUM APPLICATION

Apply half ampoule of GLYCO SERUM VIT C - 70/30 (E901) to the skin. Leave on for 3 minutes. CAUTION!!! If the sensation is unbearable, rinse off with warm water and apply a rich cream. If all goes well, apply the second half of the ampoule with the fingertips. Leave it on for another 3 minutes.



### 5. CREAM APPLICATION

Apply POST ACID MODELING MASK cream (E903) to the skin and perform a long, very gentle and relaxing massage.



### 6. SERUM APPLICATION

Apply half ampoule of GLYCO SERUM PLGA - 70/40 (E902) to the skin. Leave on for 3 minutes. CAUTION!!! If the sensation is unbearable, rinse off the serum immediately with warm water and apply a rich cream. Apply the second half of the ampoule with the fingertips. Leave on for another 3 minutes.

## HARD PEELING



### 4. SERUM APPLICATION

Apply half ampoule of GLYCO SERUM VIT C - 70/30 (E901) to the skin. Leave on for 3 minutes. CAUTION!!! If the sensation is unbearable, rinse off with warm water and apply a rich cream. If all goes well, apply the second half of the ampoule with the fingertips. Leave it on for another 3 minutes.



### 5. CREAM APPLICATION

Poser la moitié du GLYCO SERUM PLGA - 70/40 (E902) sur visage et cou. Laisser agir 3 minutes. ATTENTION !!! Si la sensation est insupportable, ôter immédiatement (rincer le sérum à l'eau tiède) et appliquer une crème grasse. Appliquer, la deuxième moitié de l'ampoule. Laisser agir 3 minutes.



### 6. SERUM APPLICATION

Apply POST ACID MODELING MASK cream (E903) to the skin and perform a long, very gentle and relaxing massage.



# ENZYMACID PROFESSIONAL TREATMENT PROTOCOL

## ACCELERATED EXFOLIATION TRIPLE PEELING

Used regularly, ENZYMACID dramatically and visibly restores skin condition.  
It is the perfect addition to any beauty medical protocol.




### 7. MASK APPLICATION

Using a brush, apply a thin layer of POST ACID MODELING MASK (E903). Place the piece of gauze. Then using a brush, apply around 10ml of PEEL OFF MASK (E904). Leave on for 20 minutes until the PEEL OFF MASK has completely dried on the skin. Then remove the gauze very gently.

### 8. LIGHT MASSAGE

Apply PROZYM CREAM (E905) or WHITEFLUID (E906) depending on the customer's skin type, the local climate and sunshine.

Caution ! Advise the customer to use a sun block, because the ENZYMACID treatment makes the skin more sensitive to sunlight and more likely to burn. The HARD PEELING and SOFT PEELING versions can be alternated depending on the sensitivity of the skin and the frequency of sessions.



**LENGTH OF TREATMENT: 1 HOUR 15**

**1 COURSE = 4 SESSIONS**

**TREATMENT FREQUENCY: 1 TREATMENT EVERY 2 WEEKS**

## ENZYMACID SKIN CARE LINE

PRODUCTS	FUNCTIONS	ACTIVE INGREDIENTS & ACTIONS
<b>SOFT ENZYM MOUSS</b> cleansing restoring foam  RETAIL: 150-ml bottle Ref. E909  PROFESSIONAL USE: not available	<p>Make-up removing foam cleanses and removes impurities without drying the skin.</p> <p><u>Directions for use:</u> Shake before use. Depress the pump and place a small dab on the skin. Massage in with the fingertips. Rinse well with water.</p>	<ul style="list-style-type: none"> <li>• X-PRESSIN : Long-lasting exfoliation.</li> <li>• KERATOLIN : Soft enzymatic exfoliation.</li> </ul>
<b>SOFT ENZYM MILK</b> restoring make-up remover  RETAIL: 250-ml bottle Ref. E907  PROFESSIONAL USE: 500-ml bottle Ref. E897	<p>Removes make-up and impurities, gently cleanses and purifies dull complexion.</p> <p><u>Directions for use:</u> Apply the milk to the face and neck every day, rub in with your fingertips and remove using SOFT ENZYM LOTION E908. For daily use.</p>	<ul style="list-style-type: none"> <li>• X-PRESSIN : Long-lasting exfoliation.</li> <li>• CORNFLOWER : Anti-inflammatory, soothing.</li> <li>• RHODIOLA : Powerful anti-free radical.</li> </ul>
<b>SOFT ENZYM LOTION</b> moisturizing, restoring lotion  RETAIL: 250-ml bottle Ref. E908  PROFESSIONAL USE: 500-ml bottle Ref. E898	<p>Complements and perfects make-up removal. Gently purifies, soothes and refreshes dull complexion.</p> <p><u>Directions for use:</u> Gently eliminate make-up remover and cleanse the skin by applying the lotion to the face and neck using a cotton pad. For daily use.</p>	<ul style="list-style-type: none"> <li>• X-PRESSIN : Long-lasting exfoliation.</li> <li>• LACTIC ACID : Exfoliating, brightening.</li> <li>• CITRIC ACID : Astringent, exfoliating and regenerating.</li> </ul>
<b>DERMAXID FACE PEELING</b> exfoliating scrub  RETAIL: 50-ml tube Ref. E910  PROFESSIONAL USE: 4-ml sachet x 4 Ref. E900 in 4-SESSIONS KIT: Ref. E899	<p>Smoothens the skin micro- profile. It exfoliates dead cells and impurities and refines the skin texture for a real "new skin" effect.</p> <p><u>Directions for use:</u> Apply a few dabs of the scrub to a clean face. Use a circular massaging motion on the face and neck. Careful! Do not press too hard as the scrub is particularly abrasive. Rinse well in warm water and SOFT ENZYM LOTION E908. Once or twice a week.</p>	<ul style="list-style-type: none"> <li>• GLYCOLIC ACID : Powerful exfoliation.</li> <li>• ALUMINIUM OXIDE : Microdermabrasion.</li> <li>• IRON (FERROUS) GLUCONATE : Exfoliating and moisturizing.</li> </ul>
<b>GLYCO SERUM 70/10</b> exfoliating restoring serum  RETAIL: 30-ml dropper bottle Ref. E911  PROFESSIONAL USE: not available	<p>Concentrated skin renewal. Immediate peeling effect aimed at reactivating cell regeneration.</p> <p><u>Directions for use:</u> Apply a few drops of serum to your face and neck once a day. Avoid contact with eyes. You may feel a slight tingling sensation, which is perfectly normal. Round off with the appropriate cream.</p>	<ul style="list-style-type: none"> <li>• X-PRESSIN : Long-lasting exfoliation.</li> <li>• X50 : Long-lasting regeneration.</li> <li>• GLYCOLIC ACID : Powerful exfoliation.</li> </ul>
<b>PROZYM CREAM</b> moisturizing cream  RETAIL: 50-ml jar Ref. E912  PROFESSIONAL USE: 200-ml tube Ref. E905	<p>Moisturizing, restoring care. Dual chemical and enzyme exfoliation effect.</p> <p><u>Directions for use:</u> Use in the morning and evening on the face and neck, after applying GLYCO SERUM 70/10. Avoid contact with eyes.</p>	<ul style="list-style-type: none"> <li>• X-PRESSIN : Long-lasting exfoliation.</li> <li>• LACTIC ACID : Exfoliating, brightening.</li> <li>• MANDELIC ACID : Soft exfoliation, moisturizing.</li> </ul>
<b>INTRAZYM CREAM</b> nourishing restoring cream  RETAIL: 50-ml jar Ref. E913  PROFESSIONAL USE: not available	<p>Moisturizing, restoring care. Dual chemical and enzyme exfoliation effect.</p> <p><u>Directions for use:</u> Use in the morning and evening on the face and neck, after applying GLYCO SERUM 70/10. Avoid contact with eyes.</p>	<ul style="list-style-type: none"> <li>• X-PRESSIN : Long-lasting exfoliation.</li> <li>• TARTARIC ACID : Anti-aging.</li> <li>• MUCIC ACID : Soft exfoliation, moisturizing.</li> </ul>

## ENZYMACID SKIN CARE LINE

PRODUCTS	FUNCTIONS	ACTIVE INGREDIENTS & ACTIONS
<b>WHITEFLUID</b> protection cream  RETAIL: 50-ml pump bottle Ref. E914  PROFESSIONAL USE: 200-ml tube Ref. E906	Daytime product that is perfectly adapted to post-peeling sun protection. It helps to prevent any risk of skin sensitivity.  <u>Directions for use:</u> Use in the morning on the face and neck, after applying GLYCO SERUM 70/10. Avoid contact with eyes.	<ul style="list-style-type: none"> <li>• DIACETYL BOLDINE : Brightening agent.</li> <li>• OCTADECENEDIOIC ACID : Brightening action.</li> <li>• MANNURONIC ACID : Anti-inflammatory, soothing and wound-healing effects.</li> </ul>
<b>LIPAXID LIP CONTOUR</b> renovating lip contour care  RETAIL: 15-ml tube Ref. E915  PROFESSIONAL USE: not available	Double exfoliation. Renovating lip contour care.  <u>Directions for use:</u> Apply daily and as often as possible on the lip contour.	<ul style="list-style-type: none"> <li>• X-PRESSIN : Long-lasting exfoliation.</li> <li>• MANDELIC ACID : Exfoliation, moisturizing.</li> </ul>
<b>GLYCO SERUM VIT C – 70/30</b>  RETAIL: not available  PROFESSIONAL USE: 2,5-ml vial x 4 Ref. E901 in 4-SESSIONS KIT: Ref. E899	Dual exfoliating and antioxidant effect. Gentle action that respects the skin pH.  <u>Directions for use:</u> Apply half of the GLYCO SERUM PLGA 70 /40 ampoule to the customer's face and neck. Avoid contact with eyes. Leave on the skin for around 3 minutes. Then apply the second half of the ampoule. Some tingling may be felt. See professional protocol.	<ul style="list-style-type: none"> <li>• X-PRESSIN : Long-lasting exfoliation.</li> <li>• STABILIZED VITAMIN C AA2G : Powerful antioxidant. Brightening, anti-aging.</li> <li>• MUCILIANCE : Antioxydant.</li> </ul>
<b>GLYCO SERUM PLGA – 70/40</b>  RETAIL: not available  PROFESSIONAL USE: 2,5-ml vial x 4 Ref. E902 in 4-SESSIONS KIT: Ref. E899	Provides deep exfoliation.  <u>Directions for use:</u> Apply half of the GLYCO SERUM PLGA 70 /40 ampoule to your face and neck. Avoid contact with eyes. Leave on the skin for around 3 minutes. Then apply the second half of the ampoule. Some tingling may be felt. See professional protocol.	<ul style="list-style-type: none"> <li>• X50 : Long-lasting, regenerating.</li> <li>• GLYCOLIC ACID : Powerful exfoliation.</li> <li>• LACTIC ACID : Exfoliating, brightening.</li> </ul>
<b>POST ACID MODELING MASK</b> modeling cream-mask  RETAIL: not available  PROFESSIONAL USE: 200-ml tube Ref. E903	Soothing and healing nutrition cream plumps up deep tissues.  <u>Directions for use:</u> Using a brush, apply a layer of POST ACID MODELING MASK to the face and neck. Place a piece of gauze over the entire face and neck, and apply a layer of PEEL OFF MASK (E904). Leave on for 20 minutes. See professional protocol.	<ul style="list-style-type: none"> <li>• X-PRESSIN : Long-lasting exfoliation.</li> <li>• STABILIZED VITAMIN C AA2G : Powerful antioxidant. Brightening, anti-aging.</li> </ul>
<b>PEEL OFF MASK</b> film-forming mask  RETAIL: not available  PROFESSIONAL USE: 200-ml tube Ref. E904	Tones the supporting tissues in depth combined with a visible face-lift effect.  <u>Directions for use:</u> Using a brush, apply a thin layer of POST ACID MODELING MASK (903) to the face and neck. Place a piece of gauze over the entire face and neck, and apply a layer of PEEL OFF MASK (E904). Leave on for 20 minutes until the PEEL OFF MASK has completely dried on the skin. Then remove the PEEL OFF MASK gently. Exfoliated dead cells will be removed together with the mask. See professional protocol.	<ul style="list-style-type: none"> <li>• STABILIZED VITAMIN C AA2G : Powerful antioxidant. Brightening, anti-aging.</li> <li>• SALICYLIC ACID : Keratolytic, anti-inflammatory.</li> </ul>